



PEUGEOT

Traveller Standard
Expert Combi Standard

L2 - SF

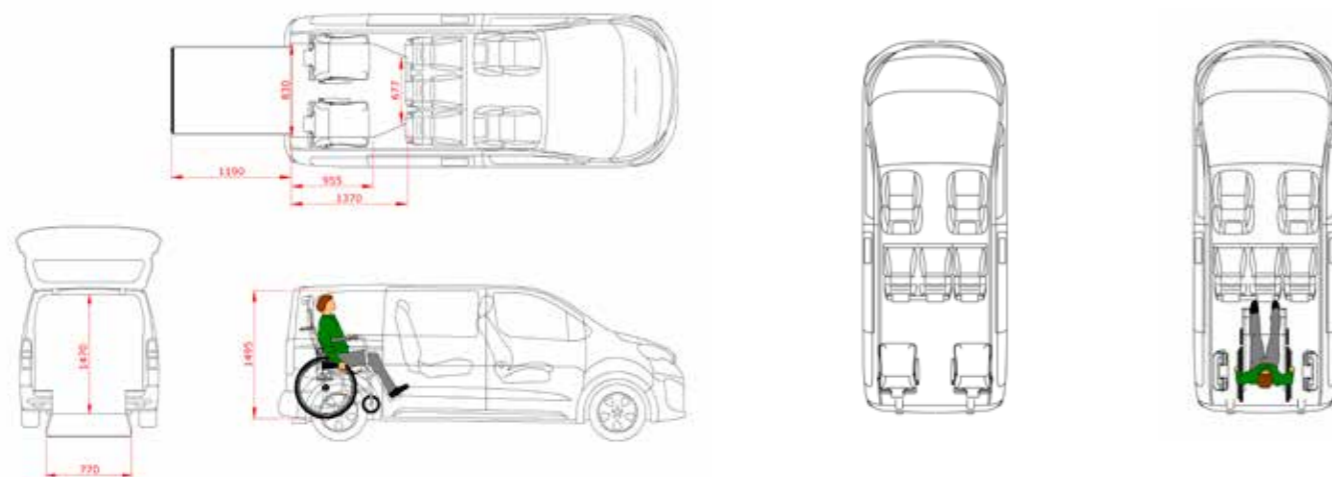
Short lowered floor



SpaceTourer M
Jumpy Combi M



WHEELCHAIR ACCESSIBLE VEHICLES



SpaceTourer
Jumpy Combi



PEUGEOT

Traveller
Expert Combi

- A deep and level lowered floor up to the 2nd row
- Generous dimensions for the wheelchair passenger, giving good all-around visibility
- Original seats on the second row
- Lowered floor covered with upholstery that matches the luxurious car interior
- 4-point wheelchair tie-down system with an adjustable 3-point seatbelt for the wheelchair passenger
- Foldable taxi ramp which creates a flat loading floor
- The center part from the rear bumper will be replaced on the hatch, thus maintaining the original look

Optioneel

- One or two TriflexAIR swivel seats on the third row
- Easypull (winch and wheelchair locking system in 1, operated with wireless remote control)
- Bodyguard (back and head protection for the wheelchair user)



Please visit our website for more information at www.tripodmobility.com or scan the QR code with the camera of your device to immediately open the link.



All pictures and specifications are based on the information available during publication. Although the pictures and specifications can be presumed as correct we cannot guarantee it's correctness.

PREMIUM WAV FOR FAMILIES AND PROFESSIONALS

The Expert Combi & Jumpy Combi are suitable for efficient passenger transport or business use. The Traveller & SpaceTourer are ideal for families and luxe passenger transport.



Collseweg 10 • 5674 TR Nuenen • The Netherlands
T +31 40 283 64 42
E info@tripodmobility.com
www.tripodmobility.com

www.tripodmobility.com



PEUGEOT

Traveller Standard
Expert Combi Standard

L2 - LF

Long lowered floor



CITROËN

SpaceTourer M
Jumpy Combi M



PEUGEOT

Traveller Long
Expert Combi Long

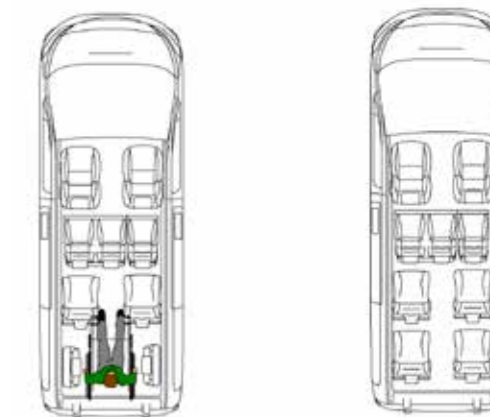
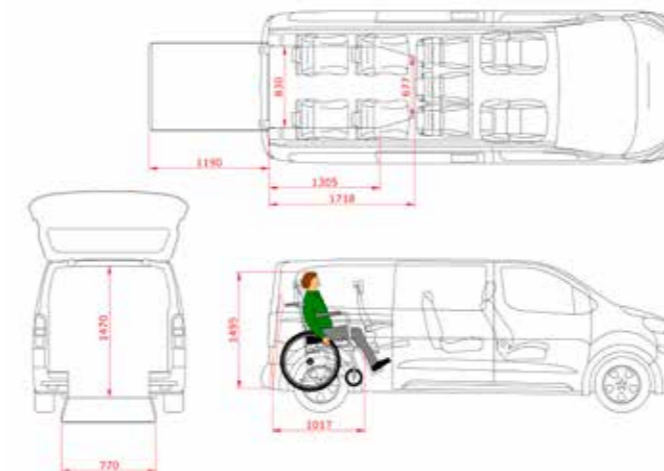
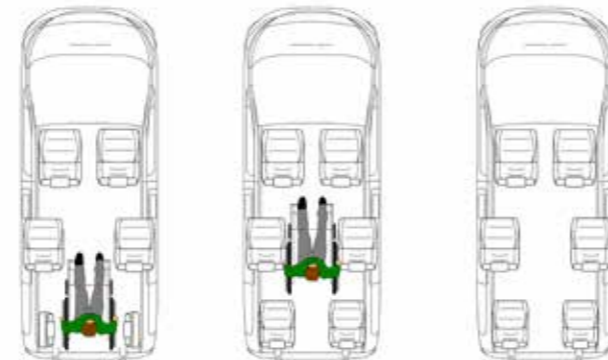
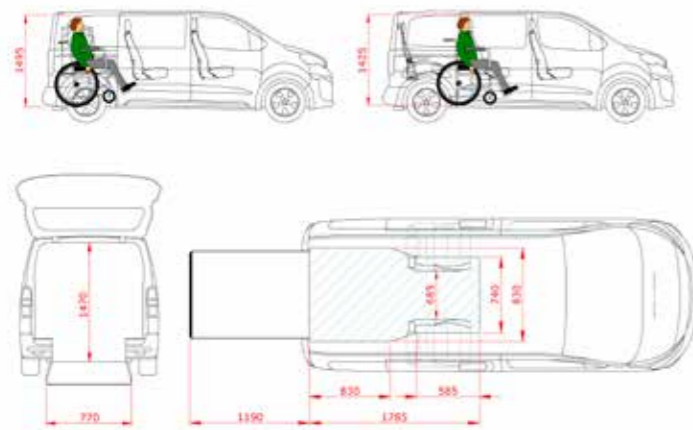
L3 - SF

Short lowered floor



CITROËN

SpaceTourer XL
Jumpy Combi XL



- A deep and level lowered floor up to front row
- Generous dimensions for the wheelchair passenger, giving good all-around visibility
- Lowered floor covered with upholstery that matches the luxurious car interior
- 4-point wheelchair tie-down system with an adjustable 3-point seatbelt for the wheelchair passenger
- Foldable taxi ramp which creates a flat loading floor
- The center part from the rear bumper will be replaced on the hatch, thus maintaining the original look



Optional

- One or two fixed seats on the second row
- One or two TriflexAIR swivel seats on the third row
- Easypull (winch and wheelchair locking system in 1, operated with wireless remote control)
- Bodyguard (back and head protection for the wheelchair user)



- A deep and level lowered floor up to the 2nd row
- Generous dimensions for the wheelchair passenger, giving good all-around visibility
- Original seats on the second row
- Lowered floor covered with upholstery that matches the luxurious car interior
- 4-point wheelchair tie-down system with an adjustable 3-point seatbelt for the wheelchair passenger
- Foldable taxi ramp which creates a flat loading floor
- The center part from the rear bumper will be replaced on the hatch, thus maintaining the original look



Optional

- One or two TriflexAIR swivel seats on the third row
- One or two TriflexAIR swivel seats on the fourth row
- Easypull (winch and wheelchair locking system in 1, operated with wireless remote control)
- Bodyguard (back and head protection for the wheelchair user)

